










**Performance Plus measures performance against target within tolerances. At present the majority of BVPIs have the default +/- 10% tolerance. Some tolerances will need to be changed for individual indicators. The system then generates an "alert icon" to show how we are doing.**

### **Performance Plus Alert Icons**

-  - Better than Target Performance
-  - Worse than Target Performance
-  - On Target Performance – Within Tolerance

### **Other icons within Performance Plus reports**

	Improving Performance against target
	Worsening Performance against target
	Static Performance

-  - Missing Data
-  - Missing Data and missing target
-  - Missing target